

Name of Listed Entity: Bannari Amman Sugars Limited

Scrip Code/Name of Scrip/Class of Security: BANARISUG

Share Holding Pattern Filed under: 31 (1) (b)

Share Holding Pattern as on : 30-Sep-2017

Declaration: The Listed entity is required to submit the following declaration to the extent of submission of information:-

S. No.	Particulars	Yes/No	
1	Whether the Listed Entity has issued any partly paid up shares?	No	
2	Whether the Listed Entity has issued any Convertible Securities or Warrants?	No	
3	Whether the Listed Entity has any shares against which depository receipts are issued?	No	
4	Whether the Listed Entity has any shares in locked-in?	No	
5	Whether any shares held by promoters are pledge or otherwise encumbered?	Yes	
6	Whether the Listed Entity has issued any differential Voting Rights?	No	



Table I - Summary Statement holding of specified securities

Category (I)	Category of shareholder (II)	Nos. of share holders (III)	No. of fully paid up equity shares held (IV)	No. of Partly paid-up equity shares held (V)	No. of shares underlying Depository Receipts (VI)	Total Nos. shares held (VII) = (IV) + (V) + (VI)	Shareholding as a % of total no. of shares (calculated as per SCRR, 1957) (VIII) = As a % of (A+B+C2)	Number of Voting Rights held in each class of securities (IX)			No. of Shares Underlying Outstanding convertible securities (including warrants) (X)	Shareholding, as a % assuming full conversion of convertible securities (as a percentage of diluted share capital) (XI) = (VII)+(X)	Number of Locked in shares (XII)		Number of Shares pledged or otherwise encumbered (XIII)		Number of equity shares held in dematerialized form (XIV)	
								No of Voting Rights					Total as a % of (A+B+C)	No. (a)	As a % of total Shares held (b)	No. (a)		As a % of total Shares held (b)
								Class eg: X	Class eg: y	Total								
A	Promoter & Promoter Group	12	7360276	0	0	7360276	58.7	7360276	0	7360276	58.7	0	0	1231990	16.74	7360276		
B	Public	6832	5179424	0	0	5179424	41.3	5179424	0	5179424	41.3	0	0	0	0	4808819		
C	Non Promoter-Non Public	0	0	0	0	0	0	0	0	0	0	0	0	0	0	0		
C1	Shares underlying DRs	0	0	0	0	0	0	0	0	0	0	0	0	0	0	0		
C2	Shares held by Employee Trusts	0	0	0	0	0	0	0	0	0	0	0	0	0	0	0		
	Total	6844	12539700	0	0	12539700	100	12539700	0	12539700	100	0	0	1231990	9.82	12169095		



Table II - Statement showing shareholding pattern of the Promoter and Promoter Group

S.No.	Category & Name of the Shareholders	PAN	No. of share holder	No. of fully paid up equity shares held	Partly paid up equity shares held	Nos. of shares underlying Depository Receipts	Total nos. of Shares Held (VII= (IV+V+VI))	Share holding % calculated as per SCRR, 1957	Number of Voting Rights held in each class of securities			No. of Shares Underlying Out standing Convertible securities including Warrants	Shareholding, as a % assuming full conversion of convertible securities	Number of Locked in shares		Number of shares pledged or otherwise encumbered		Number of equity shares held in dematerialized form			
									(IX)					(X)	(XI) = (VII)+(X) as a % of A+B+C2	(XII)			(XIII)		
									No of Voting Rights							Total as a % of Total Voting rights	No. (a)		As a % of total Shares held (b)	No. (a)	As a % of total Shares held (b)
									Class X	Class Y	Total										
1	Indian																				
a	Individuals/Hindu undivided Family		5	1837535	0	0	1837535	14.65	1837535	0	1837535	14.65	0	14.65	0	0	1231990	67.05	1837535		
	BALASUBRAMANIAM S V	AACHS1571C		97170	0	0	97170	0.77	97170	0	97170	0.77	0	0.77	0	0	97170	100	97170		
	BALASUBRAMANIAM S V	ABEPB2072Q		959062	0	0	959062	7.65	959062	0	959062	7.65	0	7.65	0	0	959062	100	959062		
	MURALI B	AABHB3093F		126196	0	0	126196	1.01	126196	0	126196	1.01	0	1.01	0	0	0	0	126196		
	SARAVANAN B	ADQPS5940J		175758	0	0	175758	1.4	175758	0	175758	1.4	0	1.4	0	0	175758	100	175758		
	SOUNDARAM B	AGVPS9508G		479349	0	0	479349	3.82	479349	0	479349	3.82	0	3.82	0	0	0	0	479349		
b	Central Government/ State Government(s)		0	0	0	0	0	0	0	0	0	0	0	0	0	0	0	0	0		
c	Financial Institutions/ Banks		0	0	0	0	0	0	0	0	0	0	0	0	0	0	0	0	0		
d	Any Other (specify)																				
	Body Corporate		7	5522741	0	0	5522741	44.04	5522741	0	5522741	44.04	0	44.04	0	0	0	0	5522741		
	SVB HOLDINGS PRIVATE LIMITED	AARCS4290G		5048013	0	0	5048013	40.26	5048013	0	5048013	40.26	0	40.26	0	0	0	0	5048013		
	ANNAMALLAI ENTERPRISE PRIVATE LIMITED	AABCA6618E		255732	0	0	255732	2.04	255732	0	255732	2.04	0	2.04	0	0	0	0	255732		
	SHIVA CARGO MOVERS PRIVATE LIMITED	AADCS8158B		106500	0	0	106500	0.85	106500	0	106500	0.85	0	0.85	0	0	0	0	106500		
	BANNARIAMMAN FINANCE PRIVATE LIMITED	AAACB8775E		87193	0	0	87193	0.7	87193	0	87193	0.7	0	0.7	0	0	0	0	87193		
	SVB ENTERPRISE PRIVATE LIMITED	AAGCS3669G		10700	0	0	10700	0.09	10700	0	10700	0.09	0	0.09	0	0	0	0	10700		
	BANNARI AMMAN ENTERPRISES PRIVATE LIMITED	AACCB0881D		9703	0	0	9703	0.08	9703	0	9703	0.08	0	0.08	0	0	0	0	9703		
	KERALA ALCHOLIC PRODUCTS PRIVATE LIMITED	AAACK9860F		4900	0	0	4900	0.04	4900	0	4900	0.04	0	0.04	0	0	0	0	4900		
	Sub-Total (A)(1)		12	7360276	0	0	7360276	58.69	7360276	0	7360276	58.69	0	58.69	0	0	0	0	7360276		
2	Foreign		0	0	0	0	0	0	0	0	0	0	0	0	0	0	0	0	0		
a	Individuals (Non-Resident Individuals/ Foreign Individuals)		0	0	0	0	0	0	0	0	0	0	0	0	0	0	0	0	0		
b	Government		0	0	0	0	0	0	0	0	0	0	0	0	0	0	0	0	0		
c	Institutions		0	0	0	0	0	0	0	0	0	0	0	0	0	0	0	0	0		
d	Foreign Portfolio Investor		0	0	0	0	0	0	0	0	0	0	0	0	0	0	0	0	0		
e	Any Other (specify)		0	0	0	0	0	0	0	0	0	0	0	0	0	0	0	0	0		
	Sub-Total (A)(2)		0	0	0	0	0	0	0	0	0	0	0	0	0	0	0	0	0		
	Total Shareholding of Promoter and Promoter Group (A)= (A)(1)+(A)(2)		12	7360276	0	0	7360276	58.69	7360276	0	7360276	58.69	0	58.69	0	0	1231990	16.74	7360276		

Note: Not a financial undertaking were given by the promoters





Table III - Statement showing shareholding pattern of the Public shareholder

S.No.	Category & Name of the Shareholders	PAN	No. of shareholder	No. of fully paid up equity shares held	Partly paid up equity shares held	Nos. of shares underlying Depository Receipts	Total nos. of Shares Held (VII= (IV+V+VI))	Share holding % calculated as per SCRR, 1957	Number of Voting Rights held in each class of securities				No. of Shares Underlying Out standing Convertible securities (including Warrants)	Total shareholding, as a % assuming full conversion of convertible securities (as a percentage of diluted share capital)	Number of Locked in shares		Number of shares pledged or otherwise encumbered		Number of equity shares held in dematerialized form	
									(IX)						(XII)		(XIII)			
									As a % of (A+B+C2)	No of Voting Rights					Total as a % of Total Voting rights	No. (a)	As a % of total Shares held (b)	No. (Not applicable)		As a % of total Shares held (Not applicable) (b)
										Class X	Class Y	Total								
(I)	(II)	(III)	(IV)	(V)	(VI)	(VII)	(VIII)	Class X	Class Y	Total	(X)	(XI)	(a)	(b)	(b)	(XIV)				
1	Institutions																			
a	Mutual Funds		2	3210	0	0	3210	0.03	3210	0	3210	0.03	0	0.03	0	0			3110	
b	Venture Capital Funds		0	0	0	0	0	0	0	0	0	0	0	0	0	0			0	
c	Alternate Investment Funds		0	0	0	0	0	0	0	0	0	0	0	0	0	0			0	
d	Foreign Venture Capital Investors		0	0	0	0	0	0	0	0	0	0	0	0	0	0			0	
e	Foreign Portfolio Investors		10	20783	0	0	20783	0.17	20783	0	20783	0.17	0	0.17	0	0			20783	
f	Financial Institutions/Banks		5	1088	0	0	1088	0.01	1088	0	1088	0.01	0	0.01	0	0			938	
g	Insurance Companies		0	0	0	0	0	0	0	0	0	0	0	0	0	0			0	
h	Provident Funds/Pension Funds		0	0	0	0	0	0	0	0	0	0	0	0	0	0			0	
i	Any Other (specify)		0	0	0	0	0	0	0	0	0	0	0	0	0	0			0	
	Sub-Total (B)(1)		17	25081	0	0	25081	0.21	25081	0	25081	0.21	0	0.21	0	0			24831	
2	Central Government/ State Government(s)/ President of India		0	0	0	0	0	0	0	0	0	0	0	0	0	0			0	
	Sub-Total (B)(2)		0	0	0	0	0	0	0	0	0	0	0	0	0	0			0	
3	Non-institutions		0	0	0	0	0	0	0	0	0	0	0	0	0	0			0	
a	Individuals -		6187	3141279	0	0	3141279	25.05	3141279	0	3141279	25.05	0	25.05	0	0			2871156	
i	Individual shareholders holding nominal share capital up to Rs. 2 lakhs.		6164	1070513	0	0	1070513	8.54	1070513	0	1070513	8.54	0	8.54	0	0			850390	
ii	Individual shareholders holding nominal share capital in excess of Rs. 2 lakhs.		23	2070766	0	0	2070766	16.51	2070766	0	2070766	16.51	0	16.51	0	0			2020766	
	NEMISH S SHAH	AAEPS1165L	0	325000	0	0	325000	2.59	325000	0	325000	2.59	0	2.59	0	0			325000	
	ANUJ ANANTRAI SHETH	AAEPS8975Q	0	566244	0	0	566244	4.52	566244	0	566244	4.52	0	4.52	0	0			566244	
	NILESH KISHOR SHAH	ANTPS5205R	0	215000	0	0	215000	1.71	215000	0	215000	1.71	0	1.71	0	0			215000	
b	NBFCs registered with RBI		0	0	0	0	0	0	0	0	0	0	0	0	0	0			0	
c	Employee Trusts		0	0	0	0	0	0	0	0	0	0	0	0	0	0			0	
d	Overseas Depositories (holding DRs) (holding in figure)		0	0	0	0	0	0	0	0	0	0	0	0	0	0			0	
	Any Other (specify)		628	2005059	0	0	2005059	15.99	2005059	0	2005059	15.99	0	15.99	0	0			1904577	
	Other - Demat Account		1	3566	0	0	3566	0.03	3566	0	3566	0.03	0	0.03	0	0			3566	



S.No.	Category & Name of the Shareholders	PAN	No. of shareholder	No. of fully paid up equity shares held	Partly paid up equity shares held	Nos. of shares underlying Depository Receipts	Total nos. of Shares Held (VII= (IV+V+VI))	Share holding % calculated as per SCRR, 1957	Number of Voting Rights held in each class of securities				No. of Shares Underlying Out standing Convertible securities including Warrants	Shareholding, as a % assuming full conversion of convertible securities	Number of Locked in shares		Number of shares pledged or otherwise encumbered		Number of equity shares held in dematerialized form		
									(VIII)	(IX)					(X)	(XI) = (VII)+(X) as a % of A+B+C2	(XII)			(XIII)	
										Class X	Class Y	Total					Total as a % of Total Voting rights	No. (a)		As a % of total Shares held (b)	No. (a)
	Body Corporate		175	1682095	0	0	1682095	13.41	1682095	0	1682095	13.41	0	13.41	0	0		1680535			
	SHAMYAK INVESTMENT PRIVATE LIMITED	AAACA4348L	0	290241	0	0	290241	2.31	290241	0	290241	2.31	0	2.31	0	0		290241			
	GAGANDEEP CREDIT CAPITAL PVT LTD	AAACO0519R	0	687092	0	0	687092	5.48	687092	0	687092	5.48	0	5.48	0	0		687092			
	PRESCIENT SECURITIES PRIVATE LIMITED	AADCP0490P	0	215578	0	0	215578	1.72	215578	0	215578	1.72	0	1.72	0	0		215578			
	KOTAK MAHINDRA TRUSTEESHIP SERVICES LIMITED	AADTM3466D	0	195189	0	0	195189	1.56	195189	0	195189	1.56	0	1.56	0	0		195189			
	Clearing member		39	3150	0	0	3150	0.03	3150	0	3150	0.03	0	0.03	0	0		3150			
	Hindu Undivided Family		173	150350	0	0	150350	1.2	150350	0	150350	1.2	0	1.2	0	0		150350			
	Non-Resident Indian (NRI)		239	128903	0	0	128903	1.03	128903	0	128903	1.03	0	1.03	0	0		75231			
	Overseas Corporate Bodies		1	45000	0	0	45000	0.36	45000	0	45000	0.36	0	0.36	0	0		0			
	Sub-Total (B)(3)		6815	5154343	0	0	5154343	41.11	5154343	0	5154343	41.11	0	41.11	0	0		4783988			
	Total Public Shareholding (B)= (B)(1)+(B)(2)+(B)(3)		6832	5179424	0	0	5179424	41.3	5179424	0	5179424	41.3	0	41.3	0	0		4808819			

Table IV - Statement showing shareholding pattern of the Non Promoter- Non Public shareholder

S.No.	Category & Name of the Shareholders	PAN	No. of shareholder	No. of fully paid up equity shares held	Partly paid up equity shares held	Nos. of shares underlying Depository Receipts	Total nos. of Shares Held (VII= (IV+V+VI))	Share holding % calculated as per SCRR, 1957	Number of Voting Rights held in each class of securities				No. of Shares Underlying Out standing Convertible securities (including Warrants)	Total Shareholding, as a % assuming full conversion of convertible securities	Number of Locked in shares		Number of shares pledged or otherwise encumbered		Number of equity shares held in dematerialized form		
									(VIII)	(IX)					(X)	(XI)	(XII)			(XIII)	
										Class X	Class Y	Total					Total as a % of Total Voting rights	No.		As a % of total Shares held	No. (Not Applicable)
1	Custodian/DR Holder		0	0	0	0	0	0	0	0	0	0	0	0	0	0	0	0	0		
2	Employee Benefit Trust (under SEBI (Share based Employee Benefit) Regulations, 2014)		0	0	0	0	0	0	0	0	0	0	0	0	0	0	0	0	0		
	Total Non-Promoter- Non Public Shareholding (C)= (C)(1)+(C)(2)		0	0	0	0	0	0	0	0	0	0	0	0	0	0	0	0	0		




Table II- Unclaim Details

Details of Shares which remain unclaimed may be given here along with details such as number of shareholders, outstanding shares held in demat/unclaimed suspense account, voting rights which are frozen etc.

No. of shareholders	No of share held
---------------------	------------------

Table III- Unclaim Details

Details of Shares which remain unclaimed may be given here along with details such as number of shareholders, outstanding shares held in demat/unclaimed suspense account, voting rights which are frozen etc.

No. of shareholders	No of share held
25	3566

Table III- Person in Concert

Details of the shareholders acting as persons in Concert including their Shareholding

Name of shareholder	Name of PAC	No. of share	Holding %
GAGANDEEP CREDIT CAPITAL PRIVATE LIMITED	GAGANDEEP CREDIT CAPITAL PRIVATE LIMITED	687092	5.48
GAGANDEEP CREDIT CAPITAL PRIVATE LIMITED	ANUJ ANANTRAI SHETH & PARUL ANUJ SHETH	566244	4.52
GAGANDEEP CREDIT CAPITAL PRIVATE LIMITED	PRESCIENT SECURITIES PRIVATE LIMITED	215578	1.72
GAGANDEEP CREDIT CAPITAL PRIVATE LIMITED	ANVIL SHARE & STAKE BROKING PRIVATE LIMITED	121000	0.96
SHAMYAK INVESTMENT PRIVATE LIMITED	NEMISH S SHAH & REKHA N SHAH	325000	2.59
SHAMYAK INVESTMENT PRIVATE LIMITED	SHAMYAK INVESTMENT PRIVATE LIMITED	290241	2.31
SHAMYAK INVESTMENT PRIVATE LIMITED	REKHA N SHAH & NEMISH S SHAH	75000	0.60
SHAMYAK INVESTMENT PRIVATE LIMITED	KRUTARTH N SHAH & NEMISH S SHAH & REKHA S SHAH	75000	0.60
SHAMYAK INVESTMENT PRIVATE LIMITED	NEMISH S SHAH	26	0.00

